



**The College of Saint  
Rose**

# **Sexual Assault Prevention for Undergraduates**

---

Impact Report | 2021–2022 Academic Year

**Dear The College of Saint Rose partners,**

I am pleased to provide your 2021-2022 Impact Report for Sexual Assault Prevention for Undergraduates. This year's report includes key insights from your Vector Solutions program, demonstrating the impact of your investment in the health, safety, and well-being of your students.

We know you chose EVERFI for a reason, and so did Vector Solutions when we acquired the Campus Prevention Network. We recognize that change can be challenging in the best of times, let alone in an already uncertain post-pandemic world. But challenges often present even greater opportunities. We are grateful for your continued support as we build on the efficacy-based content, rich data insights, and thought leadership that you have come to expect over the past 20+ years. As the leader in online education, we are more committed than ever to expanding our collective impact with now 2,100+ colleges and universities.

This report demonstrates that commitment. Inside you will find data insights spanning the reach of the program, positive training outcomes, comparative benchmarks, and focus areas for continued engagement. We include strategic recommendations, provided by our in-house prevention and legal experts, to extend the value of the program and elevate your ongoing impact.

This coming year Vector Solutions will reach nearly 10M students, staff, and faculty with our online trainings. Whether you have implemented our flagship course, *AlcoholEdu® for College*—taken by more than 11M learners since its creation in 2001—or have trained your community using one or more of our many other efficacy-based courses, we remain grateful for your partnership. We are proud to have you as part of this network, working in collaboration with our team and using the insights like those provided in this report to create meaningful, lasting change – at your institution and beyond.

Sincerely,



Rob Buslow

SVP, Campus Prevention Network

Vector Solutions

# Table of Contents



<b>How to Use This Report</b>	<b>4</b>
<b>Executive Summary</b>	<b>5</b>
<b>Impact Snapshot</b>	<b>6</b>
<b>SAPU and Your Students</b>	<b>10</b>
<b>Knowledge Gains and Learner Impact</b>	<b>11</b>
<b>Healthy Relationships and Consent</b>	<b>12</b>
<b>Supporting Survivors</b>	<b>13</b>
<b>Sexual Assault Prevention on Your Campus</b>	<b>14</b>
<b>Engaging the Healthy Majority</b>	<b>15</b>
<b>Personal Experiences by Gender Identity</b>	<b>16</b>
<b>Bystander Behaviors – Male Identifying</b>	<b>17</b>
<b>Bystander Behaviors – Female Identifying</b>	<b>18</b>
<b>Social Norms for Behavior</b>	<b>19</b>
<b>Campus Climate</b>	<b>20</b>
<b>Community Readiness</b>	<b>21</b>
<b>Engaging Your Students</b>	<b>22</b>
<b>Appendix – Student Demographics</b>	<b>23</b>
<b>Supplemental Information</b>	<b>26</b>
<b>Prevention Framework</b>	<b>27</b>
<b>About Sexual Assault Prevention for Undergraduates</b>	<b>28</b>
<b>Sexual Assault Prevention for Undergraduates Course Map</b>	<b>29</b>

# How To Use This Report

This report provides key insights from your Sexual Assault Prevention for Undergraduates data. We encourage you to explore the data in the report, think about how you can use it to inform prevention efforts across your institution, and share it with others on your campus.

To help you make the most of this report, we have included benchmarks to help you understand where you stand relative to peer institutions, provided recommendations throughout the report tied to a framework for prevention, and included a sharable snapshot of your data at the end of this report.

For deeper insights, the Foundry administrator site provides real-time access to your Foundry data, in both graphical and raw data formats.

## Peer Institution Benchmarks

For select data points in this report, you will see comparisons to peer institution benchmarks. These peer institutions are similar to you in size, and public or private status. The College of Saint Rose is a 1,000 to 4,999 private institution, so your benchmarks reflect other private schools with mid-size students.

## Campus Prevention Network Framework Tips

The Campus Prevention Network Framework for Prevention describes the elements of effective prevention efforts: Institutionalization, Critical Processes, Policy, and Programming. Throughout this report, you will find Tips and further research related to these prevention elements.

## Sharable Snapshot

At the end of this report, you will find a snapshot of select data from your report. This snapshot is designed to be shared with other stakeholders at your institution. We hope that you will print these pages out and pass them along to your Vice President of Student Affairs, Provost, or other members of your team.

## Data in this Report

Insights and analysis in this report are based on your students' responses to pre-course and post-course surveys. Overall, 120 students completed pre-course surveys, and 47 completed post-course surveys.


## Data Accuracy

While learners are encouraged to answer all questions honestly and reminded that their responses are stored confidentially, all survey questions are optional, and all data is self-reported. However, in our analysis of the responses, we find the data to be accurate, valid, and reliable. There is consistency in the data from student cohorts over the years at specific institutions, and our survey data correlates with external sources of information on these topic areas at the national and institutional level for college students.

# Executive Summary

This school year,

**120** The College of Saint Rose students took part in Sexual Assault Prevention for Undergraduates (SAPU). This course, developed by prevention education and compliance experts, uses relatable scenarios and interactive elements to provide students with strategies for healthy behavior and skills to support bystander intervention.



## Course Impact

SAPU is designed to equip your students with knowledge and skills to support healthier decisions related to romantic relationships, sexual interactions, consent, and supporting peers on their campus.

When it comes to skills, 55% of The College of Saint Rose students agreed that SAPU helped them identify characteristics of healthy and unhealthy relationships, and 56% reported that the education increased their confidence in their ability to intervene when they witnessed concerning behavior.



## Behavioral Intentions & Norms

Change is driven, in part, by an individual's perception of the social environment surrounding behavior — the community norms.

Most students taking this course report healthy attitudes and behaviors related to sex and relationships. This includes 90% of students who say they would refrain from sexual activity if the other person was incapacitated, but only 23% of those same students believe their peers would do the same.

Among students at The College of Saint Rose who took SAPU, 58% agreed that they could play a role in preventing sexual assault on their campus. And a substantial number of your students, after taking SAPU, reported that they knew how to report a sexual assault at their school. Further, 50% felt that your institution offered good resources for students going through difficult times.

Your Sexual Assault Prevention for Undergraduates Impact Report includes detailed information about how your students think, feel, and behave in romantic and sexual relationships. This data can be invaluable in guiding your prevention programming for maximum impact.

# Sexual Assault Prevention for Undergraduates

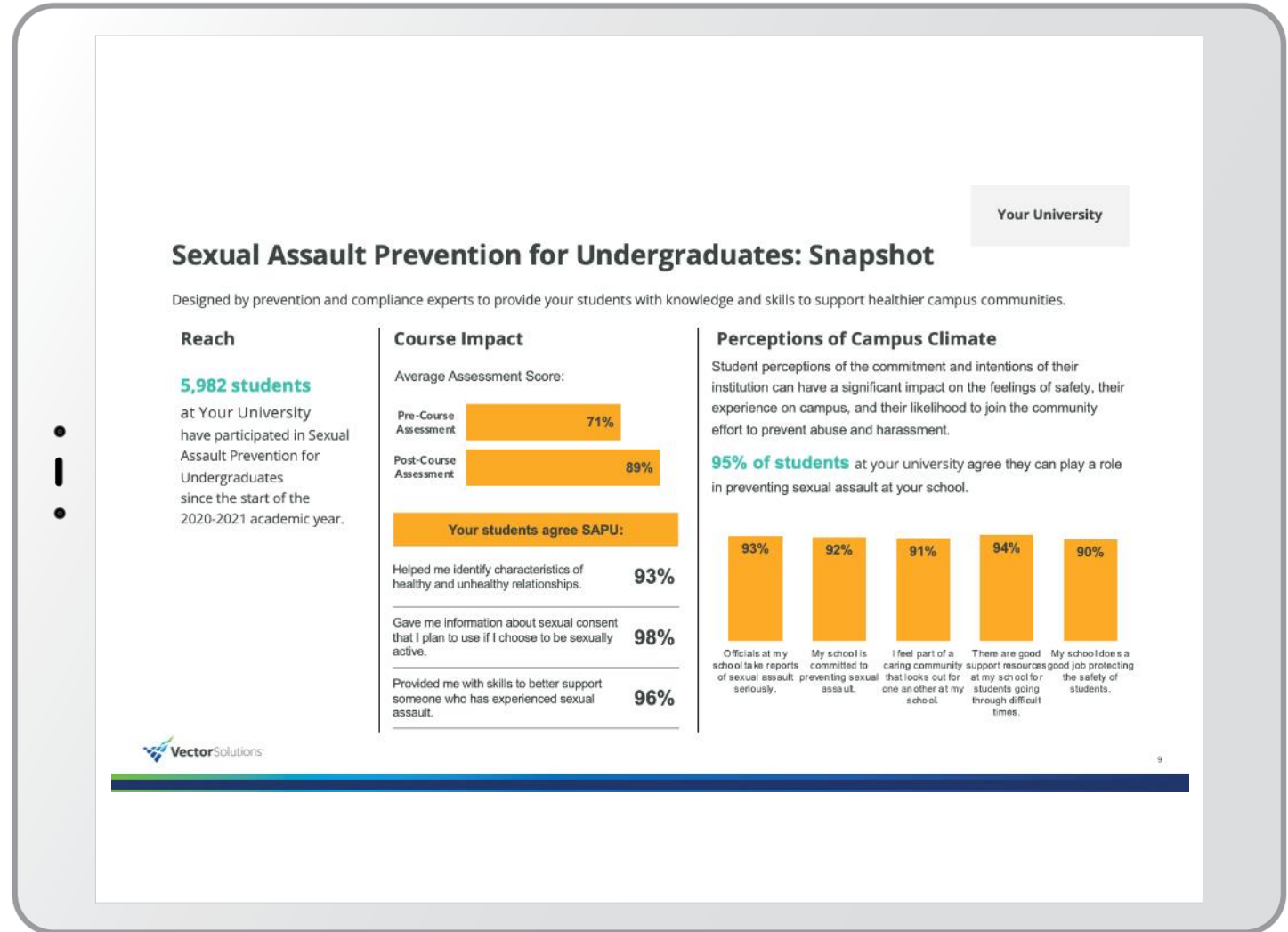
Impact Snapshot

# Impact Snapshot

In order to make the content of this report easier to share with your colleagues and stakeholders, we have included a Snapshot section that highlights and visually displays the most salient data points from the full report.

This can help your data get more traction and increase interest in the full report and the Sexual Assault Prevention for Undergraduates program at large.

We recommend excerpting this Snapshot section from the full report and sharing with stakeholders, colleagues, and students who might be interested in the impact of the SAPU program but have less direct experience in prevention work.



# Sexual Assault Prevention for Undergraduates: Snapshot

Designed by prevention and compliance experts to provide your students with knowledge and skills to support healthier campus communities.

## Reach

**120 students**

at The College of Saint Rose have participated in Sexual Assault Prevention for Undergraduates since the start of the 2021-2022 academic year.

## Course Impact

After completing SAPU, students were asked to reflect on the course experience and how the skills and knowledge learned might help them in making healthy decisions and supporting their peers in the future.

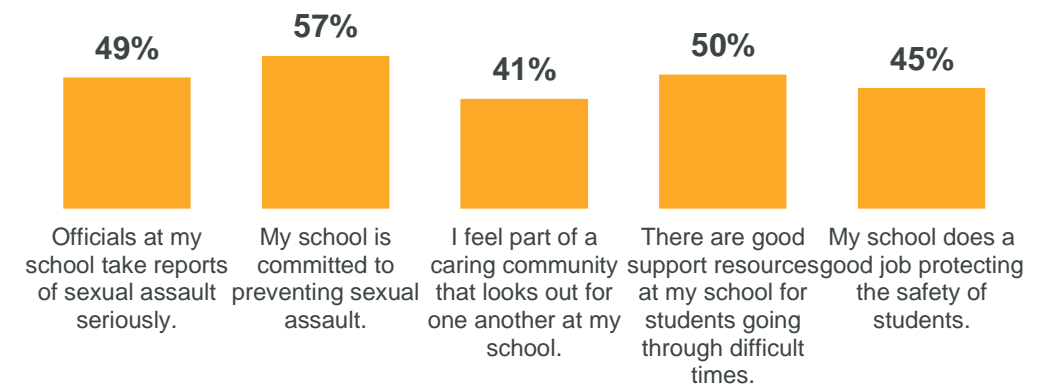
### Your students agree SAPU:

Helped me identify characteristics of healthy and unhealthy relationships.	<b>55%</b>
Gave me information about sexual consent that I plan to use if I choose to be sexually active.	<b>61%</b>
Provided me with skills to better support someone who has experienced sexual assault.	<b>59%</b>

## Perceptions of Campus Climate

Student perceptions of the commitment and intentions of their institution can have a significant impact on the feelings of safety, their experience on campus, and their likelihood to join the community effort to prevent abuse and harassment.

**58% of students** at The College of Saint Rose agree they can play a role in preventing sexual assault at your school.





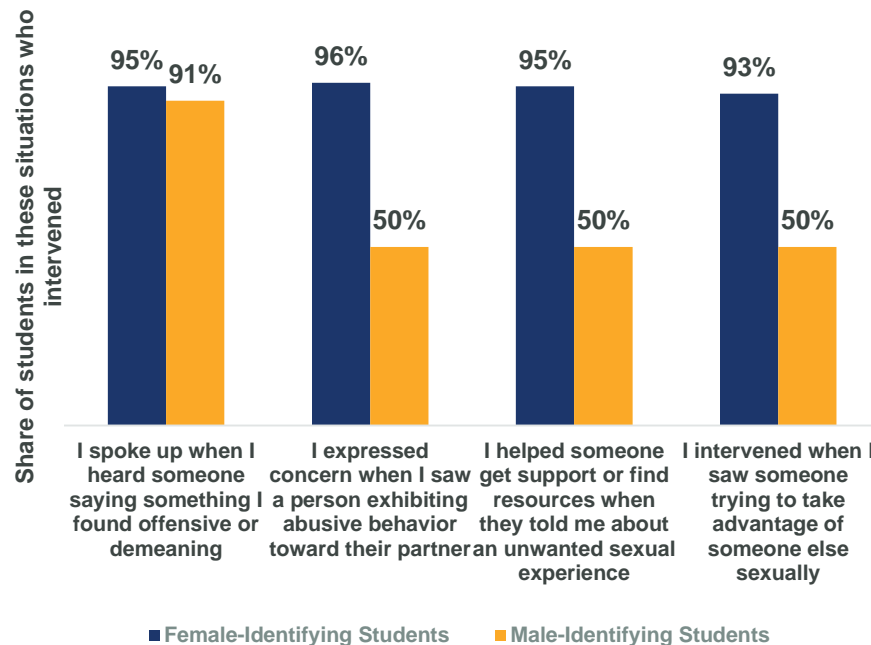
# Sexual Assault Prevention for Undergraduates: Snapshot

## Bystander Intervention

Proactive bystander behaviors —stepping in directly or engaging other observers indirectly — are some of the most important ways students can support and build a healthy campus environment.

SAPU helps students build their bystander skills. The College of Saint Rose can use this information to continue to develop those skills as part of a healthy campus community.

## Bystander Intervention Scenarios



**56%** of students at The College of Saint Rose agree that SAPU made them more confident in their ability to intervene when they see concerning behavior.

## Preferred Bystander Behaviors

### Female Identifying Students

1	Asking the person who you're concerned about if they need help.
2	Following up later to check in with the person who you were concerned about.
3	Creating a distraction to cause one or more of the people to disengage from the situation.

### Male Identifying Students

1	Asking the person who you're concerned about if they need help.
2	Confronting the person who appears to be causing the situation.
3	Telling someone in a position of authority about the situation.

### Tip

Research has shown that male-identifying students may be more likely to engage in active, confrontational bystander behaviors than their female identifying peers. While it is encouraging to know that students are interested in stepping in to help peers, not every situation calls for a specific type of response. Students should be encouraged to engage in a wide range of behaviors and helped to understand which strategies should be employed for maximum effectiveness.

# SAPU and Your Students

Impact at The College of Saint Rose

# Knowledge Gains and Learner Impact

After taking SAPU, students were asked to reflect on the course experience and tell us how the course impacted their awareness, knowledge, and skill in ways that will help them to make healthier decisions and support their peers in the future.

## Programming Tip

How can you reinforce students' skills and feelings of self-efficacy throughout the year and over your students' college careers? Ongoing training — both annually online and through in-person opportunities such as workshops, role-playing, peer conversations — can reinforce key information, allow students to practice their skills, and build confidence.

## Your students reported that SAPU:

*(From post-course survey)*

Made me more confident in my ability to intervene when I see concerning behavior.	56%
Helped me identify characteristics of healthy and unhealthy relationships.	55%
Taught me where to find resources for sexual assault and abusive relationships at my school.	54%
Provided me with skills to better support someone who has experienced sexual assault.	59%
Increased my understanding of school policies related to issues covered in the course.	58%
Gave me information about sexual consent that I plan to use if I choose to be sexually active.	61%

Percentages represent the share of students who agreed with these statements in post-course survey.

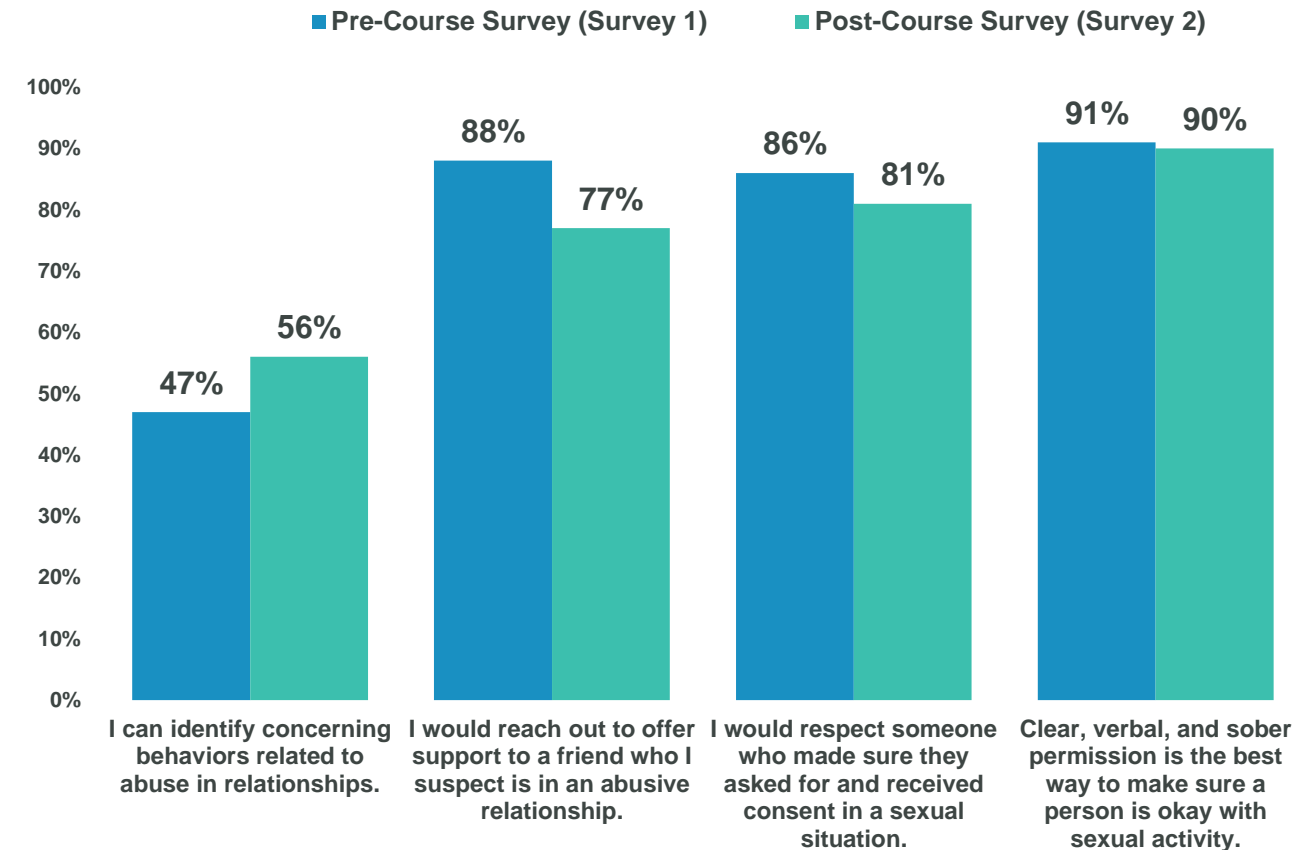
# Healthy Relationships and Consent

In addition to developing knowledge, SAPU helps students build skills and attitudes they can use to support a healthy community. These include identifying unhealthy situations, supporting friends, and modeling attitudes that reflect healthy community norms.

## Programming Tip

Research has shown that young adults are likely to overestimate their own abilities, particularly when it comes to areas where they have not had to employ those skills. This leads to some students feeling overconfident in the pre-course survey, but after taking the course, they may acquire a more nuanced perspective, which can help explain the flat or slight decrease in healthy responses pre-to-post course that you may see in the chart on this page.

## Healthy Responses, Before and After the Course



Percentage of students with healthy responses: “moderately – strongly agree” for each item.

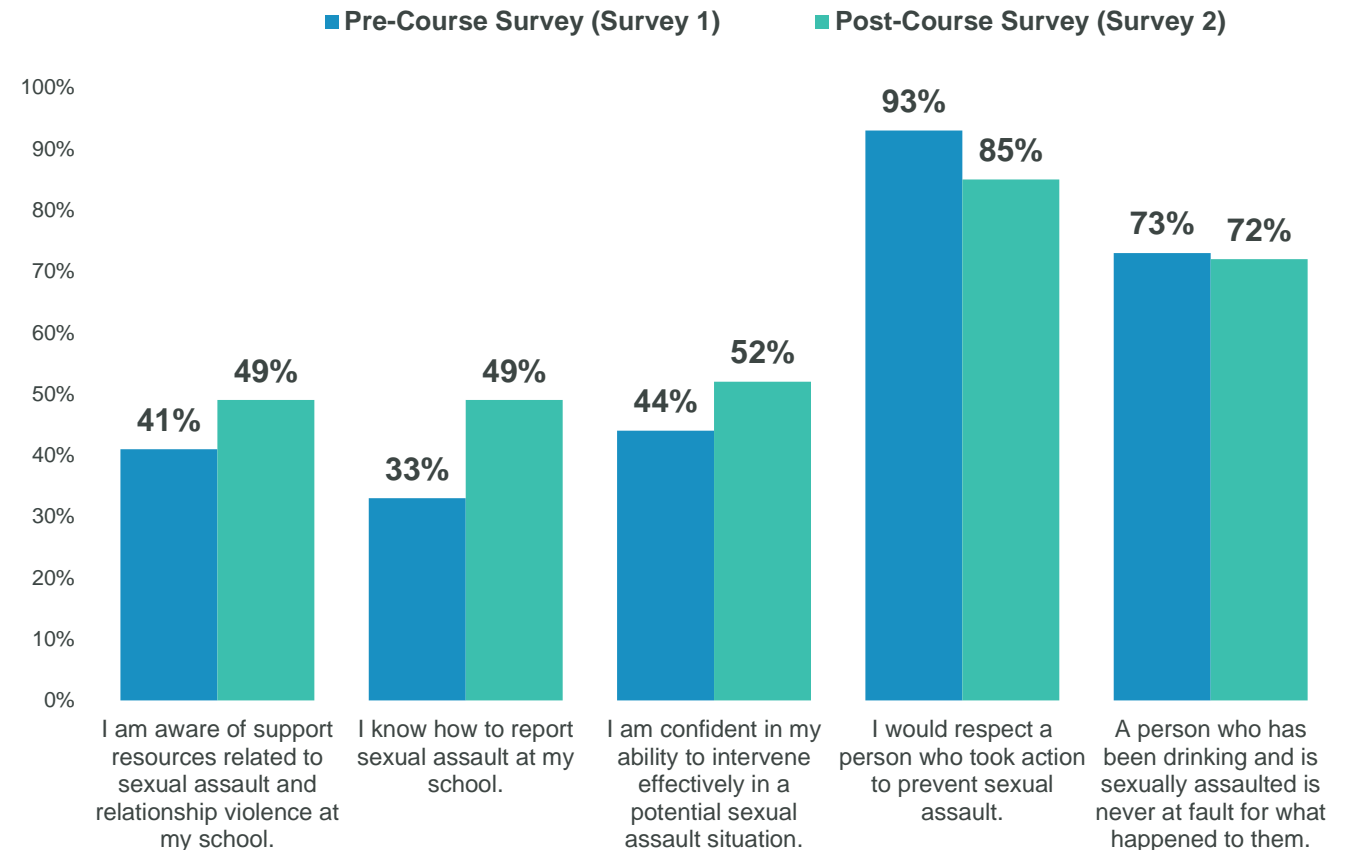
# Supporting Survivors

Maintaining a healthy community requires supporting community members who experience sexual assault. SAPU covers: access to support and reporting resources, intervening in unhealthy situations and supporting others, and addressing attitudes of victim blaming when a sexual assault occurs.

## Critical Processes Tip :

To learn more about what your colleagues are doing on their campuses, what is being shown to work in research, and to connect with others trying to prevent sexual assault and domestic violence in higher education, join the Campus Prevention Network at: <https://www.vectorsolutions.com/networks/campus-prevention-network/>

## Healthy Responses, Before and After the Course



Percentage of students with healthy/positive responses: “moderately – strongly agree” for each item.

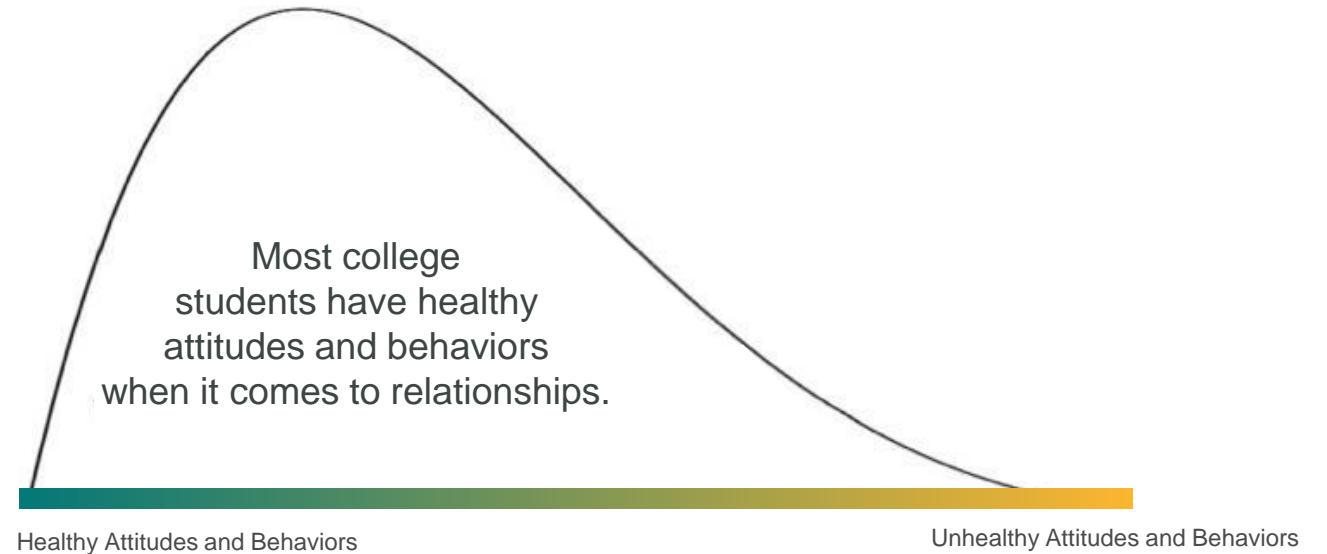
# Sexual Assault Prevention On Your Campus

*Data and Insights From Students at The College of  
Saint Rose*

# Engaging the Healthy Majority

SAPU data shows that most students have healthy attitudes and behaviors related to relationships. Although it is often tempting to focus on the relatively small group of “unhealthy” students, engaging the “healthy majority” can create a culture of care and accountability that helps build a safe community.

In addition to reporting on the personal experiences of your students, the following pages highlight topics that can help you understand how to engage and bolster the healthy majority on your campus: bystander intervention, social norms, perceptions of campus climate, and readiness to engage in prevention efforts on your campus.



## Critical Processes Tip

Reflect on the share of your sexual assault prevention programming and policies that is focused on supporting the healthy majority, compared to addressing or disciplining the unhealthy minority. Are there areas where you could supplement or expand efforts that develop a positive culture on your campus?

# Personal Experiences By Gender Identity

Some of your students will arrive on campus with personal experience with sexual assault, relationship violence, or stalking. Others may have these experiences after they become members of your community.

## Sexual Assault

In the past, someone pressured or forced me into sexual contact without my explicit consent.

## Relationship Violence

I have experienced some form of abuse or threats of abuse in a current or previous relationship.

## Stalking

In the past, I have experienced repeated and unwanted attention, harassment, or other contact from another person that has made me feel afraid.

### Note

Vector Solutions recognizes and appreciates that everyone may not identify with either of these two gender identities. While this report presents comparisons between students who identify as male or female, the survey presented additional non-binary options for students to self-identify including an option to write-in how they identify. To examine attitudes, experiences, and behaviors of additional gender identities, you can access your institution's data through the Foundry administrator site.

	Female-Identified		Male-Identified	
	Before	After	Before	After
<b>Sexual Assault</b>	13%	1%	7%	0%
<b>Relationship Violence</b>	12%	1%	13%	0%
<b>Stalking</b>	24%	5%	0%	0%

### Critical Processes Tip

Notice how personal experiences may be different for male and female students. Think about what other demographic characteristics may have an influence on personal experiences at your institution, including race, ethnicity, group membership, year in school, sexual orientation, etc..



# Bystander Behaviors - Male Identifying

Proactive bystander behaviors — stepping in directly or engaging other observers indirectly — are some of the most important ways students can support and build a healthy campus environment. On the right is a summary of when male-identifying students on your campus have intervened, and their preferred strategies for doing so.

## Programming Tip

Research has shown that male identifying students may be more likely to engage in active, confrontational bystander behaviors than their female-identifying peers. While it is encouraging to know that students are interested in stepping in to help peers, not every situation calls for a specific type of response. Students should be encouraged to engage in a wide range of behaviors and helped to understand which strategies should be employed for maximum effectiveness.

## Bystander Intervention Scenario

I spoke up when I heard someone saying something I found offensive or demeaning.	91%
I expressed concern when I saw a person exhibiting abusive behavior toward their partner.	50%
I helped someone get support or find resources when they told me about an unwanted sexual experience.	50%
I intervened when I saw someone trying to take advantage of someone else sexually.	50%

Note: Percentages are of students who indicated they have been present in the described scenario.

## Preferred Bystander Behaviors

Male-identifying students are most likely to express confidence in engaging in the following three behaviors if they observed a potential sexual assault situation:

Asking the person who you're concerned about if they need help.

Confronting the person who appears to be causing the situation.

Telling someone in a position of authority about the situation.

# Bystander Behaviors - Female Identifying

Understanding how your students prefer to stand up for one another can help you develop strategies to reinforce those strengths, and to help students feel more supported when they do stand up. Below are the preferred bystander behaviors for female-identifying students on your campus.

## Programming Tip

Given that students with different identities report different experiences, attitudes, and behaviors, it is important to consider additional resources that may be directed towards specific student populations on campus. These efforts may focus on high-risk student sub-groups, and we also suggest using targeted supplemental education and resources for under-represented identities to help all students feel safe and welcome on campus.

## Bystander Intervention Scenario

I spoke up when I heard someone saying something I found offensive or demeaning.	95%
I expressed concern when I saw a person exhibiting abusive behavior toward their partner.	96%
I helped someone get support or find resources when they told me about an unwanted sexual experience.	95%
I intervened when I saw someone trying to take advantage of someone else sexually.	93%

Note: Percentages are of students who indicated they have been present in the described scenario.

## Preferred Bystander Behaviors

Female-identifying students are most likely to express confidence in engaging in the following three behaviors if they observed a potential sexual assault situation:

Asking the person who you're concerned about if they need help.

Following up later to check in with the person who you were concerned about.

Creating a distraction to cause one or more of the people to disengage from the situation.

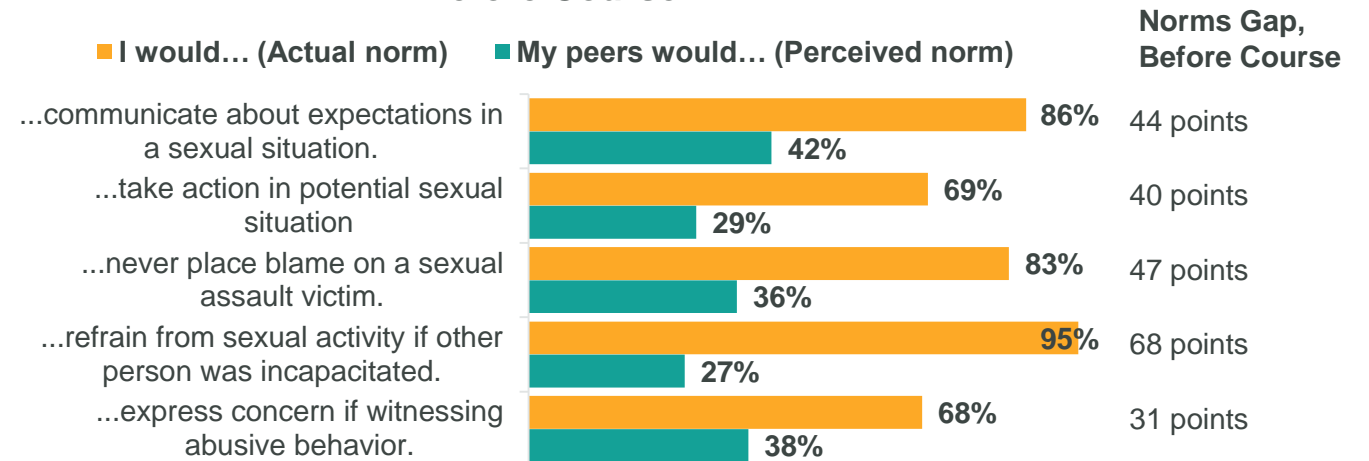
# Social Norms for Behavior

An individual is more likely to act in a particular way if they believe their actions will be supported by their peers. However, research shows that there is often a gap between what an individual thinks they would do (the “actual norm”), and what they believe their peers would do (the “perceived norm”). This is called the “norms gap.” SAPU aims to decrease the norms gap among your students so they’ll be more likely to engage in positive behaviors on campus.

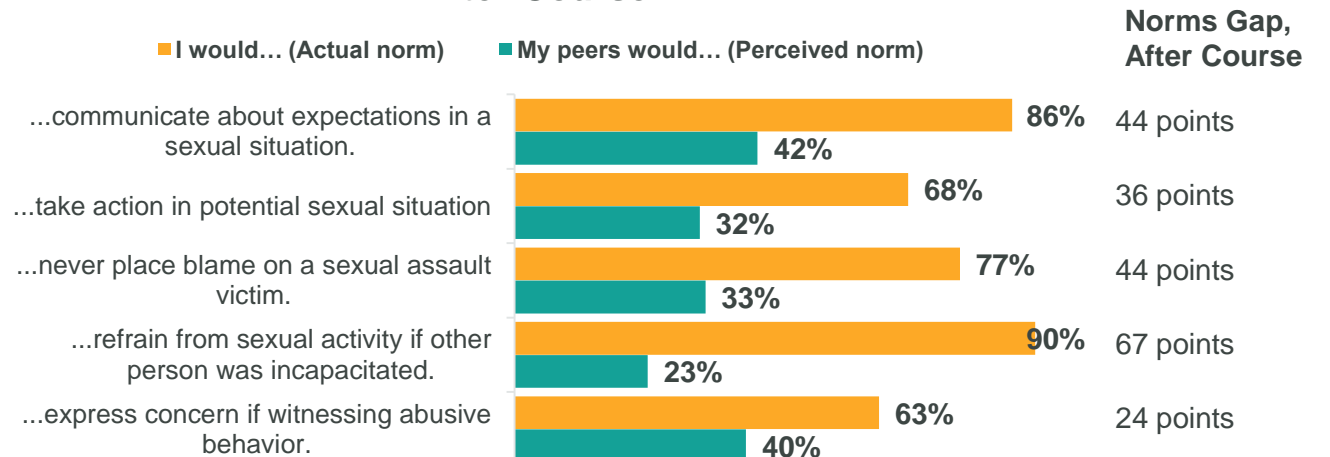
## Programming Tip

Feelings of not being supported by other members of a social group or community are likely to be an obstacle to intervening, standing up to concerning behavior, and supporting friends and peers. You can examine the norms gap between subgroups by using data from your Foundry administrator site and looking into which groups could use additional training and support to close the norms gap.

## Before Course



## After Course



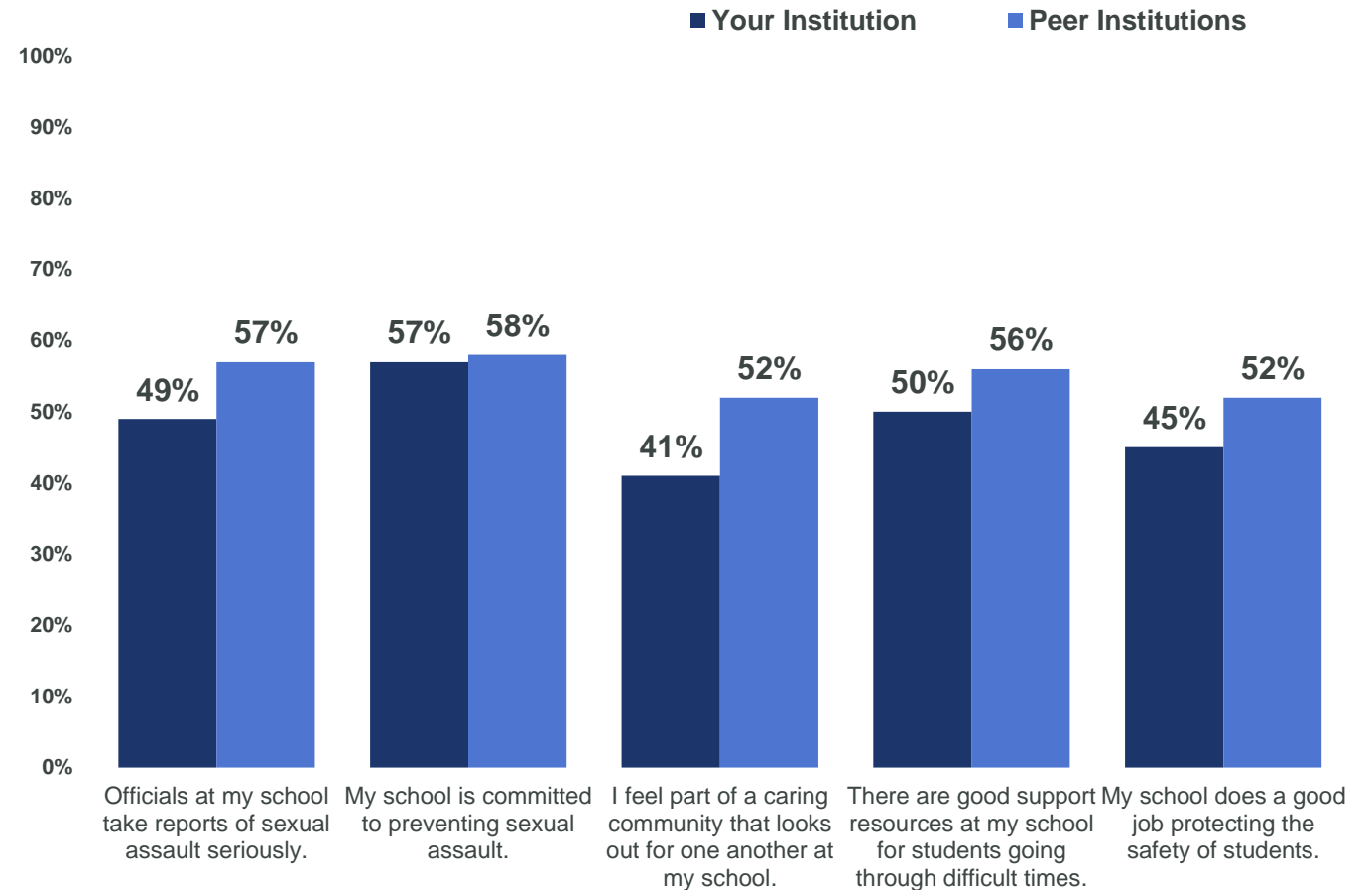
# Campus Climate

After completed the course, students answered a series of questions related to the climate around sexual assault at their school. This information can help you understand the degree to which your institution’s sexual assault prevention efforts are impacting student perceptions of the campus environment.

## Institutionalization Tip

Students’ perceptions of the commitment and intentions of their institution can have a significant impact on their feelings of safety and support, their experience while on campus, and their likelihood to join the community effort to prevent abuse and harassment. These may be very valuable data points to share with administrators to show how students are feeling about the climate at your institution and for senior leaders to consider when communicating publicly about the expectations of students in their community.

## Perceptions of Campus Climate



Based on responses to the post-course survey (Survey 2).

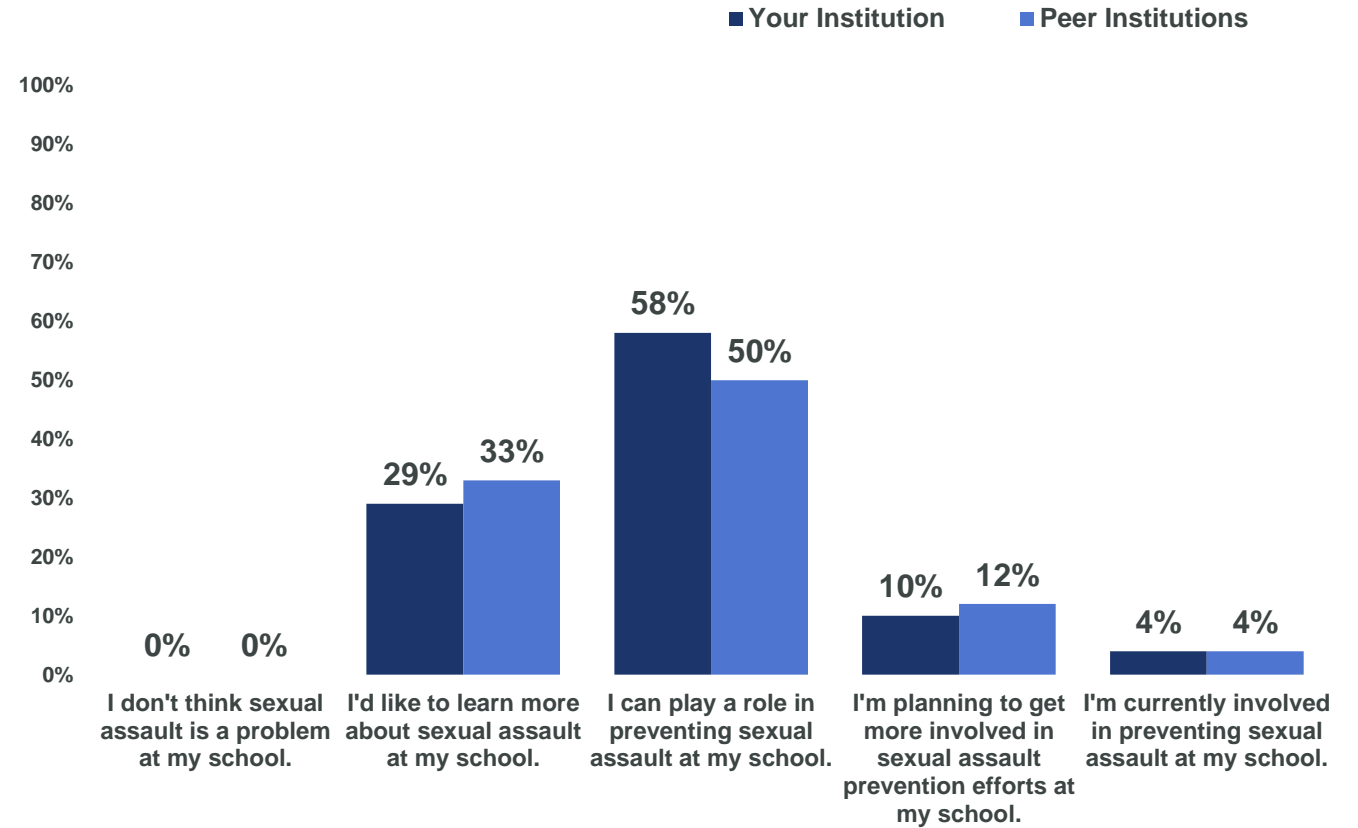
# Community Readiness

After completing the course, students answered questions about their readiness to address sexual assault at their school — from identifying sexual assault as an issue worthy of their attention, to getting personally involved in prevention efforts.

## Programming Tip

These categories from left to right represent a continuum of readiness to support prevention efforts on your campus. While most students come to school with a healthy and open mindset, it is important to consider how prevention efforts are influencing all students across this continuum and how we can pull those from the least desirable categories towards a more positive perspective towards community at your institution.

## Perceptions of Community Readiness



Based on responses to the post-course survey (Survey 2).

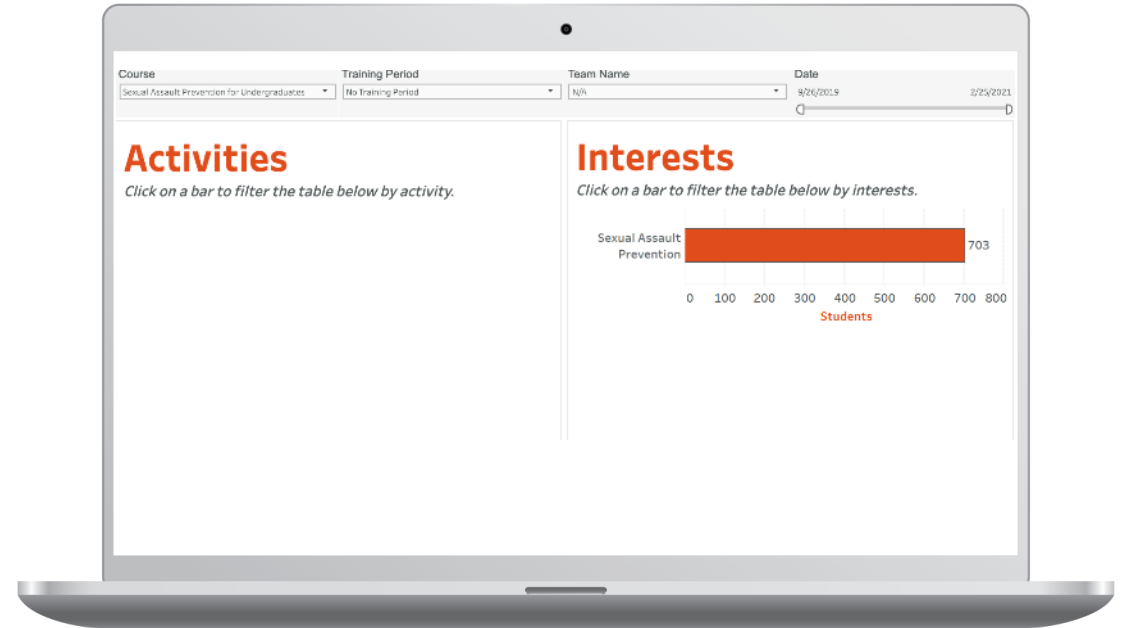
# Engaging Your Students

Effective prevention includes actively engaging students to reinforce positive behavioral intentions of a majority of the campus community.

A growing number of students are arriving on campus already aware of the importance of supporting healthy relationships and consensual sexual activity and wish to connect with peers who share these values. Sexual Assault Prevention for Undergraduates provides campuses with a unique tool to identify and assist students with that process. At The College of Saint Rose, many of your students have opted in to be contacted by your institution about getting more involved in creating a safe and inclusive community.

It is very likely that these students who volunteered to be contacted represent the healthier end of the Community Readiness spectrum on the previous page, but education and resources for support should also be directed toward those who are not ready to acknowledge this is an issue on their campus. Make sure to highlight the work you do to incorporate student voices in the generation of programs and policies at your institution.

Engaging students who are excited to learn and participate more in your prevention efforts and publicizing that collaboration helps to show how most students support a safe community, healthy behavior, and personal responsibility.



## Programming Tip

Your students provided their names and email addresses so they can be contacted to get more involved in sexual assault prevention and education. This list of students can be downloaded from your Foundry administrator site.

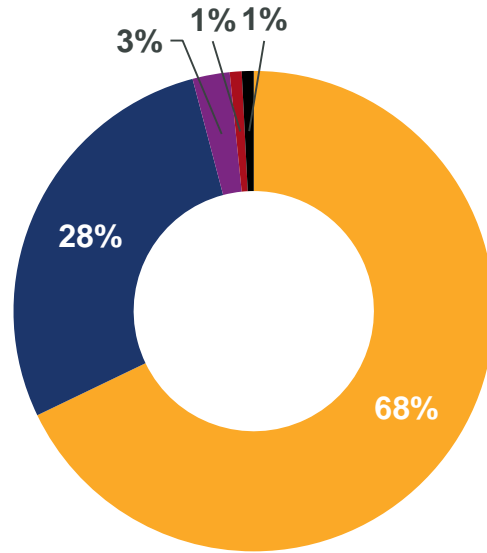
# Sexual Assault Prevention for Undergraduates

*Appendix – Student Demographics*

# Student Demographics

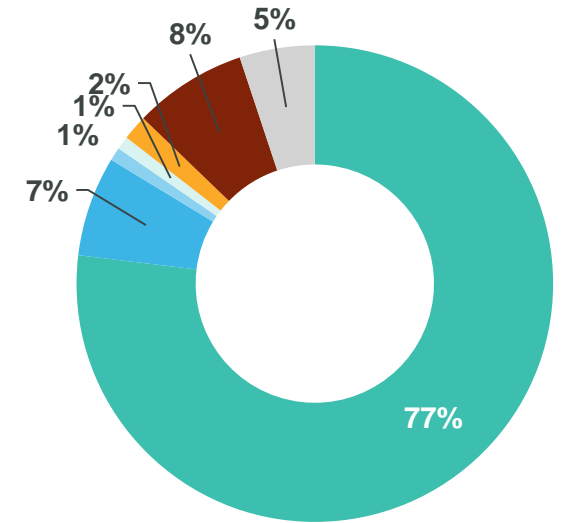
The following is a summary of the demographics of students who participated in SAPU this year. Demographic information is self-reported by students as part of pre-course survey (Survey 1). All questions are optional, and students may choose not to share demographic information.

### Gender Identity



<span style="color: orange;">■</span> Female	67.8%	<span style="color: red;">■</span> Prefer to self-describe	0.8%
<span style="color: darkblue;">■</span> Male	28.0%	<span style="color: black;">■</span> Prefer not to answer	0.8%
<span style="color: purple;">■</span> Non-binary	2.5%		

### Sexual Orientation



<span style="color: teal;">■</span> Heterosexual/Straight	76.9%	<span style="color: blue;">■</span> Bisexual	6.8%
<span style="color: lightblue;">■</span> Gay	0.9%	<span style="color: lightgreen;">■</span> Lesbian	0.9%
<span style="color: orange;">■</span> Questioning	1.7%	<span style="color: brown;">■</span> Other responses	7.7%
<span style="color: grey;">■</span> Prefer not to answer	5.1%		

'Other responses' reflects the number of students who selected Asexual, Queer, or Prefer to self-describe.

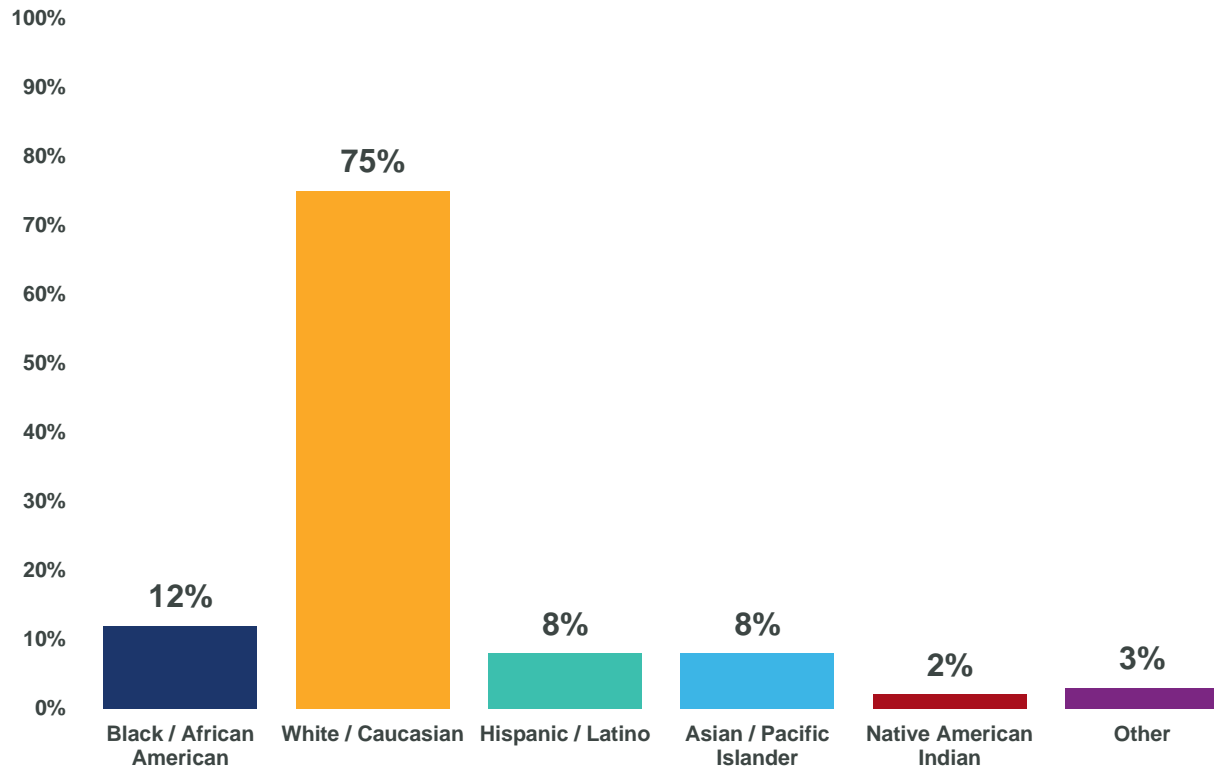
**Do you identify as trans (e.g., transgender, transsexual, a person with transitioning sex or gender history, etc.)?**

Yes	1%	No	96%	Not sure	2%	Prefer not to answer	2%
-----	----	----	-----	----------	----	----------------------	----

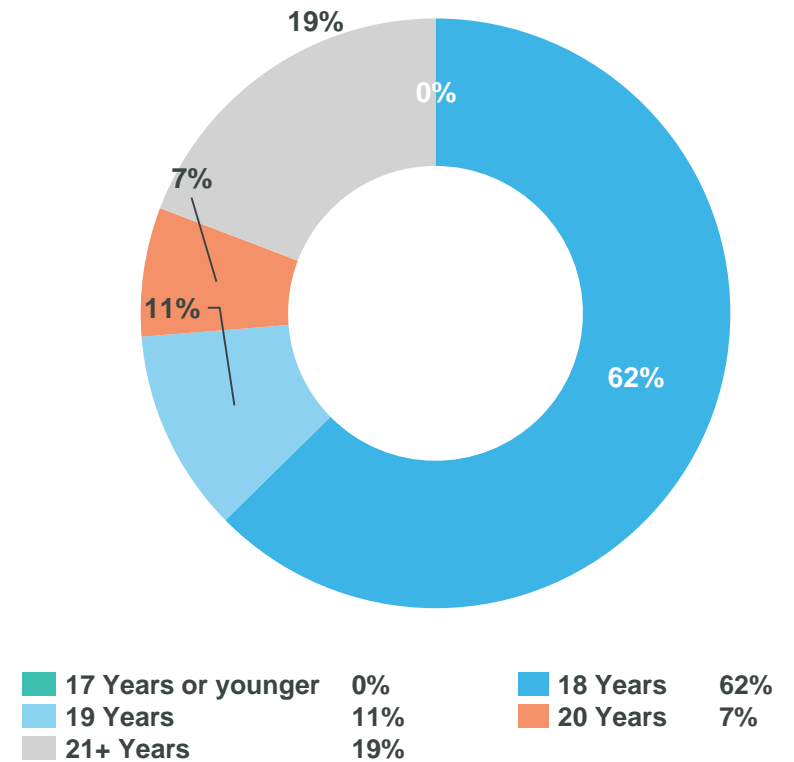


# Student Demographics (Continued)

## Race and/or Ethnicity



## Age

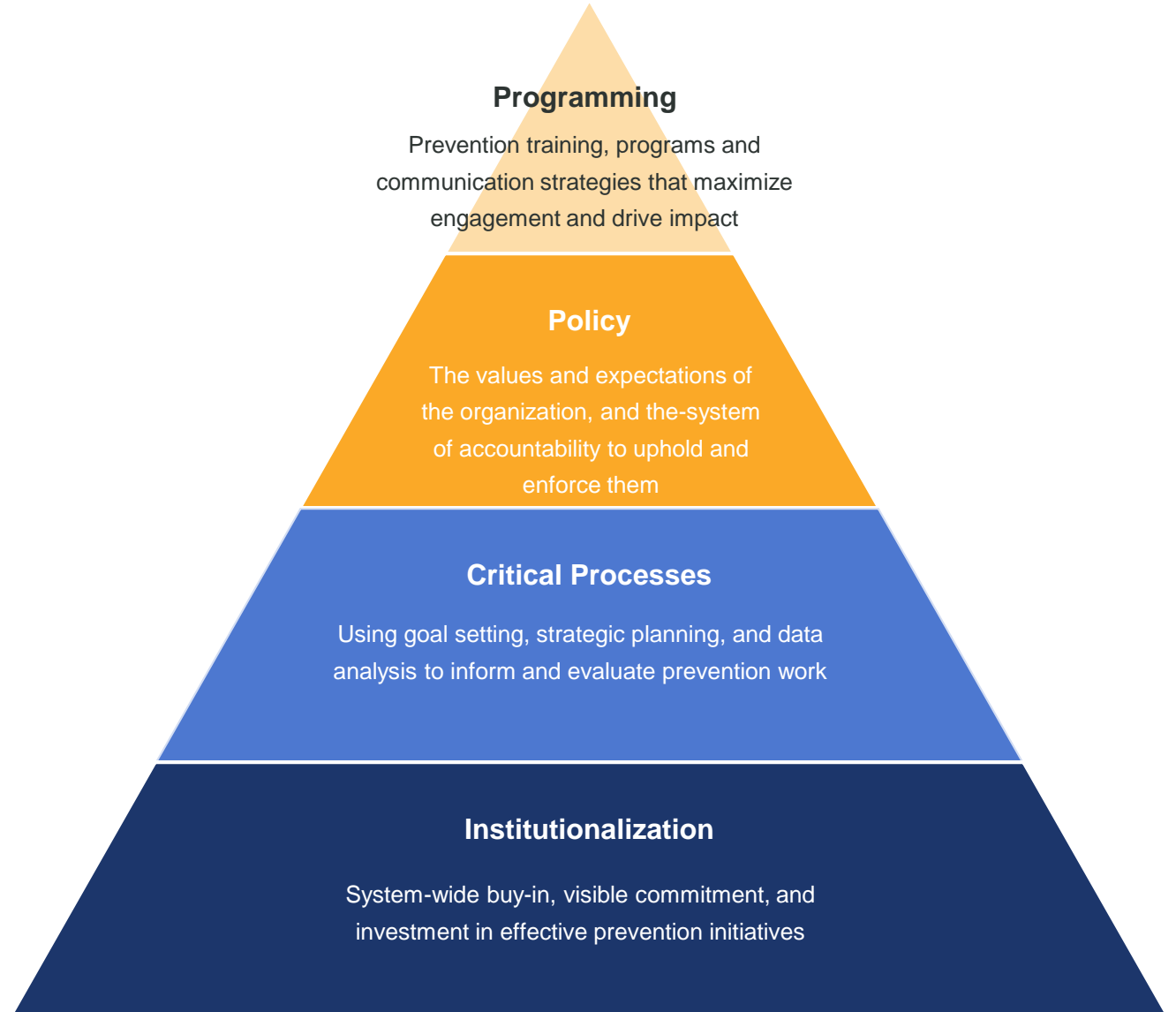


# Sexual Assault Prevention for Undergraduates

*Supplemental Information*

# The Prevention Framework

The Prevention Framework, developed by Vector Solutions' Campus Prevention Network, defines the elements of a comprehensive approach to prevention, and the ways in which those elements build to an effective prevention program.



# About Sexual Assault Prevention for Undergraduates

## The Benefits of Working with Vector Solutions

### Proven Efficacy

Nine independent studies have been published demonstrating the efficacy of Vector online programs. Our approach improves knowledge, attitudes, and behaviors.

### True Expertise

Our team includes public health professionals, administrators from student affairs, campus prevention offices, legal experts, and more. Extend your team by partnering with ours.

### Beyond Compliance

Our online programs are built by prevention and compliance experts to meet and exceed requirements from Title IX, Clery Act, and EDGAR part 86.

### Data Driven

Our data and analytics provide real-time access to attitudinal and behavioral data from your unique populations, and national benchmarks to assess needs and strengths.

## Sexual Assault Prevention for Undergraduates

### Helps meet or exceed

Title IX and Clery Act requirements.

### Developed in collaboration

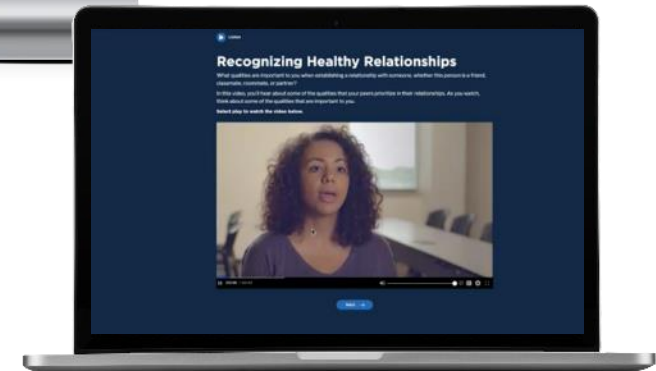
with leading prevention experts and researchers.

### Informed by Emerging Research

on evidence-based practice (e.g., social norms approach, bystander intervention).

### Shown to have impact

on student attitudes and intentions at a campus-level in peer-reviewed publication.



# Sexual Assault Prevention for Undergraduates Course Map

Part 1	<b>1. Introduction</b> <ul style="list-style-type: none"> <li>Welcome</li> <li>Sexual Assault Prevention</li> <li>What Do You Think?</li> <li>Your Voice, Your Experience</li> </ul>	<b>Pre-Course Survey (Survey 1)</b>	<b>Pre-Course Quiz</b>	<b>2. Values, Identities, &amp; Relationships</b> <ul style="list-style-type: none"> <li>Who am I?</li> <li>Our Unique Identities</li> <li>Our Values</li> <li>Local Support Information</li> </ul>	<b>3. Identities and Stereotyping</b> <ul style="list-style-type: none"> <li>Why are Gender Stereotypes Harmful?</li> <li>What Can You Do About Harmful Language?</li> <li>Title IX of the Education Amendments Act of 1972</li> <li>Sexual Misconduct Policy</li> </ul>
	<b>4. Our Values and Relationships</b> <ul style="list-style-type: none"> <li>Recognizing Healthy Relationships</li> <li>Recognizing Relationship Abuse</li> <li>Federal and State Laws: Relationship Violence</li> <li>Resources</li> <li>Understanding the Warning Signs of Digital Abuse</li> <li>Using Strategies to Stay Safe</li> </ul>	<b>5. Consent, Coercion, &amp; Bystander Intervention</b> <ul style="list-style-type: none"> <li>Consent: Part of Healthy Communication</li> <li>What Does Consent Look Like?</li> <li>Understanding Consent</li> <li>Coercion</li> <li>What Does Coercion Look Like?</li> <li>Alcohol and Coercion</li> <li>State Law: Consent</li> <li>Federal and State Laws: Sexual Assault</li> </ul>		<b>6. Sexual Harassment and Stalking</b> <ul style="list-style-type: none"> <li>Sexual Harassment</li> <li>Forms of Sexual Harassment</li> <li>Responding to Sexual Harassment</li> <li>Stalking</li> <li>Federal and State Laws: Stalking</li> </ul>	
	<b>7. Reporting and Responding</b> <ul style="list-style-type: none"> <li>Impact of Trauma</li> <li>How Identities May Impact Survivors' Experiences</li> <li>Responding to Survivors</li> <li>National Resources, School and Local Resources</li> <li>Student Engagement Survey</li> <li>Reporting</li> <li>Reporting Options and Processes</li> <li>State Law: Legal Protections</li> <li>Reporting Resources</li> </ul>	<b>Post-Course Exam</b>		<b>8. Conclusion</b> <ul style="list-style-type: none"> <li>Course Summary</li> </ul>	
Part 2	<b>Intersession</b>		<b>Follow-up Survey (Survey 2)</b>		